



# PRAIRIE QUILTERS NEWS

The official monthly publication of the Prairie Quilt Guild, Wichita, KS

[www.pqgks.com](http://www.pqgks.com)

Volume 38 Issue 1

January 2016

## *In This Issue*

## January Program

## Times Gone By.....

*January 12, 2016*

### 1 January Program

### 2 President's Notes

### Charity Quilts

### 3 February Workshop info

### 4 Library Lines

### 5 Spring Retreat

### 5 2014-15 BOM

### 6 Block of the Month

### 7 Common Threads

### Entries Begin

### 8 Sell Quilt @Common Threads

### 9 Common Threads Memorial Wall

### 10 2015-2016 Programs

### 11 2015-2016 Officers Cares & Concerns

The January program will be a Show and Share by our Guild. Twenty-eight guild members will present stories about their Vintage antique quilts. While some may have significant monetary value, all have sentimental value to their owners.

Handmade quilts are wonderful to see and even better to own. These quilts were made by mothers, grandmothers, perhaps great-grandmothers, friends and others.

Anniversary quilts, wedding quilts, bed quilts, all with stories to be told. Wonderful stories about their makers need to be heard as well as passed down to family members.

These quilts represent a time in the past and reflect another era in history. The makers of these quilts left a legacy for all. In the future our quilts may be priceless to our families.

**Due to the volume of antique quilts,**

**Show & Share will resume**

**in February, 2016.**



## *President's Notes*

*By Judy Ermey*

### *Setting Goals for the New Year*

At the beginning of each year, I try to set a few goals on quilting projects I would like to accomplish. At the top of the list for this year is to finish three quilts in progress for the June quilt show. This includes putting on labels, sleeves and filling out the entry forms.

Seeing all the beautiful quilts from guest speakers and Show & Share, I want to start a new quilt project. I may try a new technique, color combination or a pattern that has been on my bucket list.

There are always UFO's to finish. Seeing the many UFO's finished from guild members this past year has encouraged me to attempt completion of at least two.

Thru the years, the Guild has done much in my own development of quilt making and encouraged making new friends. To give back, I make some charity quilts throughout the year. These are some of my goals for the New Year.

Happy New Year

Judy

*Visit our website at  
<http://pqgks.com>*

## *Charity Quilts*

Thanks to you, Dear Members, 27 quilts were donated in the past month. Victory House received 15 quilts, with 12 quilts given to Comcare, Sedgwick County Children's Division.

Comcare has about 800 children to care for at any given time. Think of the poorest of the poor: they live in poverty. To be given a quilt signifies that someone cares about them.

New coats have been given to them, but they need hats. You responded to my request for knit or crocheted hats with open hearts. Please select hats to fit an elementary school age child.

After my request at the last meeting, some members purchased hats, bringing them to the night meeting to contribute.

Contact me at  
[earth444@yahoo.com](mailto:earth444@yahoo.com) or [316-425-5340](tel:316-425-5340) for  
hats to be taken to the children before  
Christmas. Amy Fowlkes  
Charity Quilts

FABRICS CLASSES NOTIONS STENCILS BOOKS PATTERNS

**316.558.8899**  
7011 W Central, Ste. 129  
Wichita, Kansas 67212

**HOURS**  
M - Th 10 - 5:30  
F - Sat 10 - 5:00

## Workshop Information

Please read the Guild Workshop Policies first before registering for one of our speakers' workshops.

Workshops cost \$40.00 for a one-day workshop. Please check the class description for details about the cost and materials needed for each class. Workshop fees are non-refundable. Supply lists are available at

<http://www.pqgks.com/programs.html>.

Please be sure to bring and wear your name-tag at workshops so the speaker will know who you are!

Sign up for classes at Guild Meetings.

### Workshop Policy

Workshop fees are non-refundable, unless Prairie Quilt Guild determines it is necessary to cancel the workshop. It is the participant's responsibility to find a replacement if they are unable to attend after committing to take the workshop. Workshops will be open to both members and non-members on a first come first serve basis, with an additional fee for non-members. Two months prior to a workshop if it is not filled, it shall be opened to the public.

## For Sale

### Janome Memory Craft 6500P,

Recently serviced, in excellent working order  
\$950.00

Karen Knitig, 655-0738, [kknitig@sebell.net](mailto:kknitig@sebell.net)

## February Workshop

The February workshop will be Kathy McNeil's Cardinal block from her award winning Audubon quilt. This hand appliqué, pictorial block will incorporate different fabrics to create a realistic winter scene.

The workshop fee is \$40.00 with an additional pattern fee. View the pattern at [kathymcneilquilts.com](http://kathymcneilquilts.com).

Signup begins in December.

Tamara Gross



*Material Girls Quilt Shoppe*

A Unique Quilting Experience offering quilting supplies, various classes, & a fun & friendly staff!

**316-684-5855**

Monday-Saturday 10am-6pm  
(til 7pm, 2nd Tuesday of each Month)

535 W. Douglas, Suite 140 - Wichita  
In the Historic Delano District

10% discount when you present your current guild membership card

[www.materialgirlsquiltschoppe.com](http://www.materialgirlsquiltschoppe.com)



**ITCHIN TO STITCH**  
*We make the Quilt happen*

**WANDA NUSZ**  
Quiltaholic - Owner  
[wanda@itchin-to-stitch.com](mailto:wanda@itchin-to-stitch.com)

1590 20th St. 620-736-2040  
Severy, KS 67137 620-736-2047  
NO, we are not downtown [www.itchin-to-stitch.com](http://www.itchin-to-stitch.com)

**Singer**  
Approved  
Dealer

**Brothers**  
Approved  
Dealer

**Pfaff**  
Approved  
Dealer

## A-1 SINGER SEWING CENTER

**Dawna O'Connor**

**"We Sell the Best and Service the Rest!"**  
**316-685-0226**

Park Lane Shopping Center  
1012 S. Oliver  
Wichita, KS 67218

1 (800) 725-0226  
[www.A-1Singer.com](http://www.A-1Singer.com)



## Library Lines

Congratulations to the winners of the library drawing! This drawing was our way of saying thank you to all our library patrons. Deb Gamache won from the daytime meeting and Linda Mendenhall from the evening meeting. Each will get to go to the workshop of their choice in the coming year.

The holiday season is over and the gardening season has not yet begun so you know what that means. It's tropical vacation time!!! No? Well, maybe it's time to make a tropical quilt instead.

The library has recently added second copy of *Hawaiian Quilting: Instructions and Full Size Patterns for 20 Blocks* to our collection. This book contains not only the patterns, but also some information about the history of this quilting genre. Clear instructions are provided so that you can successfully trace, cut, and applique these very detailed patterns. Quilting suggestions for each block are also included.


We also have *Hawaiian Quilting as an Art* by Kekpola U Kakalia. This is a slim, older book, but worth taking a look at. Deborah

“Kepola” Kakalia who died in 2002, worked in a hospital laundry and was a traditional quilter. Her obituary states that she did not feel welcomed or encouraged in classes in Hawaiian quilting. So, she researched and developed her own style of Hawaiian quilting, becoming a master in the field. She even taught at the Bishop Museum. She travelled to several countries teaching her craft. Kaklia's last quilts, a crib blanket, was presented to Japan's Princess Aiko. Her original designs include her trademark, an eight-pointed star. This book contains some history, and six designs with instructions for making pillows or wall-hangings.

For information about the history of Hawaiian quilts and pictures to inspire your creativity, check out *Contemporary Hawaiian Quilts*. There are no patterns, but what you see may be the spring-board for your one-of-a-kind quilt.

So, even if there are no actual trips in your future, pick a pattern, find some bright fabric, and breathe. We will get through the winter together.

Tami Carlson



## Spring Retreat PQG 2016

The Spring Retreat dates have been set for March 15-20! (This is Wichita Public School /USD259 Spring break.) It will be held at Wheat State Camp which is located at 11177 W 87<sup>th</sup> St, Augusta KS 67010, just off of KS-54 and Santa Fee Lake Rd.

Please mark your calendars for this fun event and plan to sign up at the next regular PQG meeting.

**Bill's Sewing Center**  
Sales & Service  
Steve & Evelyn Miller, owners  
6411 W. Morgan Avenue  
Hutchinson, KS 67501  
620-669-8695  
[www.billssewingmachines.com](http://www.billssewingmachines.com)  
[billssew@hotmail.com](mailto:billssew@hotmail.com)


### Our Visitor/Renewal Policy

A visitor is someone who has never been a member before and may visit twice before paying the membership fee.

If a former member would like to attend one of our meetings, they must renew their membership (\$25) to attend a meeting, even if they want to attend just one meeting.

CHERYL A CARMICHAEL  
Owner  
[quiltedcow1@gmail.com](mailto:quiltedcow1@gmail.com)

**THE QUILTED COW**  
Longarm Machine Quilting Service  
Sedgwick, Kansas

Phone: 316-250-0750  
I look forward to working with you

## WORKING ON YOUR 2014-2015 BOM?

The setting pattern can be found at the top of the PQG home page just under the information about guild meetings.

<http://pqgks.com/wp-content/uploads/2015/08/2015BOM-SettingInstructions.pdf>



*by Charlotte's*  
**Sew Natural**  
[www.SewNatural.net](http://www.SewNatural.net)  
710 N. Main St., Newton, KS 67114  
316-284-2547

Mon-Fri 9:30-5:30 | Thurs 9:30-6:30 | Sat 9:30-5

*Fabrics, Notions & Patterns for Quilt Making*

### THE SEWING CENTER

**2407 W 13th St N  
WICHITA, KS. 67203  
(316) 832-0819**

**CHARLEY & BEV SEYFERT**  
e-mail: [staff@kansassewbiz.kscocmail.com](mailto:staff@kansassewbiz.kscocmail.com)  
web: [www.thesewingcenterwichita.com](http://www.thesewingcenterwichita.com)



**JANOME**

NEW & USED SEWING MACHINES • REPAIR SERVICE  
FABRICS • NOTIONS • HOME-OWNED

## PQG Kid's Quilt Camp

**Plymouth Congregational Church**

**202 N Clifton, Wichita, KS**

**June 27 – July 1, 2016 or July 11 – 15, 2016**

# 2015-16 Block of the Month

## A Mystery Quilt of Valor

### JANUARY BLOCK 1

From light blue cut:

Two 10 7/8" squares

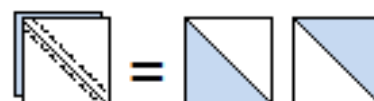
Four 10 1/2" squares

From white-on-white cut:

Two 10 7/8" squares

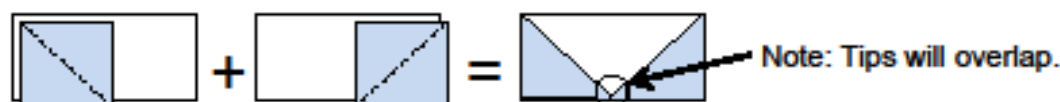
Two 10 1/2" x 20 1/2" rectangles

Draw a diagonal line on the wrong side of a white 10 7/8" square. Layer with a light blue 10 7/8" square, right sides together. Sew a 1/4" seam on each side of the marked line. Cut on line to make two 10 1/2" blue-white squares. Press seams toward the blue.



Repeat to make two more blue-white squares, for a total of four. Save for further instructions!

Draw a diagonal line on the wrong side of a light blue 10 1/2" square. Layer the blue square on one end of a white 10 1/2" x 20 1/2" rectangle, right sides together, and sew just inside the marked line (toward the corner). Press the seam toward the corner. Cut away the excess white and blue corner underneath. Repeat process for the other end of the white rectangle as shown. Make two of these assemblies and save for further instructions!



### JANUARY PART 2

From red cut\*:

Four 2" x 42" strips (width of fabric)

Three 3 1/2" x 10 1/2" rectangles

From white-on-white cut:

Two 3 1/2" x 10 1/2" rectangles


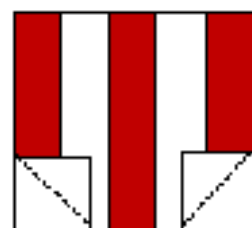
Two 5 1/2" squares

\*If you are using 1/3 yard of red, cut across the width of the fabric to ensure you have enough. The red cuts will use 11 1/2".

Sew two of the red 2" x 42" strips together end to end. Press seam open. Repeat with the other two, so you have two strips 2" x 84". Set aside for further instructions.

Sew the 3 1/2" x 10 1/2" rectangles together beginning with red and alternating red and white. Press seams toward the red.

Draw a diagonal line on the wrong side of a white 5 1/2" square. Layer the white square on one corner of the red-white assembly as shown, right sides together, and sew just inside the marked line (toward the corner). Press the seam toward the corner. Cut away the excess white and red corner underneath. Repeat process for the other corner as indicated in the drawing. Sew, trim, and press toward the corner.



Save this assembly for further instructions!

Direct questions to Cathy Klusman, 316-682-7265, [cklusman@cox.net](mailto:cklusman@cox.net)



# Common Threads

REGIONAL QUILT SHOW

**JUNE 16-18, 2016**

**Quilt Entry Begins January 1, 2016**

**The entry form for judged and exhibited quilts  
is available at [www.wichitaquilts.com](http://www.wichitaquilts.com)**

**Remember, your quilt doesn't need to be  
finished when your entry is submitted.**



# Common Threads

REGIONAL QUILT SHOW

## JUNE 16-18, 2016

**NEW for 2016 .... Sell your Quilt at the Commons Threads Quilt Show**

Guild members will have the option, for the first time, to sell their entered quilts at the quilt show. To sell your quilt you will need to:

- Mark the appropriate place on the entry form and identify the price of your quilt
- Secure and complete a PQG Sales Agreement
- Turn in your quilt as usual for entry into the show

The Guild will:

- List quilts for sale, with price, in the show book
- Handle all quilt sales at the Information Booth with payment by cash or charge
- Issue payment to you by check following the meeting for the price of the quilt minus a 20% handling commission which is consistent with the fees charged by other shows.

Nancy Staton is organizing quilt sales. If you have questions you may contact her for more information at

[statonjn@sktc.net](mailto:statonjn@sktc.net) or by phone at 620-584-6216.





Common  
Threads  
REGIONAL QUILT SHOW

**JUNE 16-18, 2016**

*Memorial*

*Wall*

*Display*

As in recent quilt shows, the 2016 quilt show will include a special memorial display to honor members who have died since the 2014 quilt show. Your help is requested, to ensure that we do not omit any of the deceased members.

The following members will be remembered:

Allene Aylward

Francis Dennison

Jean Dixon

Carolyn Evans

Gail Hand

Doloris Herrman

Gail Kohls

Constance Leavitt

Bessie Letourneau

Carol Lininger

Eletha Lyons

Martha Morlan

Please submit any names of any additional deceased members, including any special memories for the memorial statements. Thank you for your help.

Sara Farley

316 686 2529    [sr\\_farley@sbcglobal.net](mailto:sr_farley@sbcglobal.net)

## 2015-16 Programs

Speakers with an asterisk will also be doing workshops.

### 2015

October **Janet Stone** Overland Park, KS  
 November **Gail Stepanek** New Lenox, IL  
 December Christmas Party – TBD

### 2016

January TBD  
 February **\*Kathy McNeil** Tulalip, WA

<https://www.kathymcneilquilts.com>

March **\*Lori Triplett** Overland Park, KS

<http://www.quiltandtextilecollection.com>

The Poos Collection

April **\*Bonnie Hunter** Wallburg, NC

<http://quiltville.blogspot.com>

May **Tim Latimer**

June **Nancy Arseneault** Tucson, AZ

July **\*Lea McComas** Superior, CO

<http://www.leanccomas.com>

August **Tim Latimer** Lansing, MI

<http://www.timquilts.com>

September **\*Mayleen Vinson** Haysville, KS

<http://www.qisforquilt.blogspot.com>



**Hen  
Feathers  
QUILT SHOP**

### Store Hours

M T W F 10:00 – 5:30

TH 10:00 – 7:00

SAT 10:00 -5:00

Supplies Classes Clubs

Where the cool chicks shop!

110 N. Rock Road  
 Wichita, KS 67206  
 (Douglas & Rock)  
 316-652-9599  
[www.henfeathersquilts.com](http://www.henfeathersquilts.com)



Downtown Location  
 111 S. Pattie  
 Wichita, KS 67211  
 Mon – Fri 8:30 – 5:30  
 Sat 9:00 – 4:00  
 316.262.3438  
[Midwestsewing1@gmail.com](mailto:Midwestsewing1@gmail.com)



[www.midwestsewing.net](http://www.midwestsewing.net)  
 Serving Kansas Since 1955

Authorized Dealer for  
 Bernina Babylock Janome  
 Happy Handi Quilter  
 Simplicity Vacuum



West Location  
 7130 W. Maple, Suite 260  
 Wichita, KS 67209  
 Mon – Fri 10:00 – 5:30  
 Sat 9:00 – 4:00  
 316.722.9737  
[west@midwest.kscoxmail.com](mailto:west@midwest.kscoxmail.com)



101 S. Main St., Hennessey, OK 73742  
 405-853-6801 | M-F 9-5; Sat 9-4

FIND US ONLINE AT [www.quiltnow.com](http://www.quiltnow.com)  
 CHECK OUT OUR BLOG, [www.sewartsyfarty.com](http://www.sewartsyfarty.com)

FOLLOW US ON:



## 2015-2016 PQG Officers

President	Judy Erney
Vice-President	Jan Hutchison
Vice President Elect	Vera Zahner
Secretary	Casey Duncan
Treasurer	Patty Ingalls
Finance	Christine Mies
Advertising	Becki Allen
Hospitality	Stephanie Pierce
Membership	Cheryl Jacklovich
Newsletter	Joyce Miller
Publicity	Erick Peterson
Workshops	Tamara Gross

### Members at Large:

Afternoon: Linda Fiegel, Nancy Staton

Evening: \*Betty McKenzie, Lee Miescher

Mayleen Vinson will serve as immediate Past President

### Nominating Committee:

Afternoon: Cathy Beverage, Susan McMillan

Evening: Shirley Binder, Kendra McBroom

Alternates: Donna Bradbury, Rose Marie Mintz

\* Betty McKenzie Cares & Concerns

## Cares and Concerns

Marvelyn Burnette

Elaine Baker

Both are recovering from knee surgery

Leslie Snodgrass, death of Mother

Brenda Pfortmiller, liver cancer diagnosis,  
receiving chemo

Paula Crozier's husband, pancreatic cancer  
diagnosis, receiving chemo

To submit Cares & Concerns find the sheet  
on the Hospitality Table. Thanks for your  
help in sharing this info, so we can send  
greetings at these special times.

Reach me at

Home: 722-9201

Cell phone 706-8211

Betty McKenzie

*Thank you for having your  
Membership Card ready at the door  
as you enter!*



**Call Village Tours  
and ask about  
our upcoming  
QUILT TOURS!  
316-721-4455  
or visit our website  
[www.villagetours.net](http://www.villagetours.net)**



**Kechi  
Quilt Impressions**  
Quilting Fabric, Supplies, Classes & Fiber Arts Co-Op  
[www.facebook.com/kechiquilt](http://www.facebook.com/kechiquilt)  
[kechiquilt@yahoo.com](mailto:kechiquilt@yahoo.com)

118 E Kechi Rd.  
(61st N & Oliver)  
Kechi, Kansas 67067  
For Special Appt. contact: Stephanie Evans (316) 304-7210

(316) 616-8036  
Shop Hours **Wed-Sat 10:00 - 5:00**





Prairie Quilt Guild, Inc.  
P.O. Box 48813  
Wichita KS 67201-8813

**TIME VALUE  
DO NOT  
DELAY**

**NONPROFIT ORG  
US POSTAGE PAID  
WICHITA KS  
PERMIT NO 276**

1/8 Page (2" x 1 Column) \$12.50, **\$137.50**  
1/4 Page (4" x 1 Column or  
2" x 2 Column) \$25.00, **\$275.00**  
3/8 Page (6" x 1 Column) \$37.50, **\$412.50**  
1/2 Page (8" x 1 Column or  
4" x 2 Column) \$50.00, **\$550.00**  
1 Page \$100.00, **\$1100.00**  
2 lines rummage \$5.00

## Next Meeting January 12, 2016

**Next Guild Meeting**—January 12, 2016

**Newsletter Deadline**—January 12, 2016

Joyce Miller, Newsletter Editor

millerjoyce2014@gmail.com use subject "PQG"

Becki Allen, Advertising Chair,

stampingqueenb@cox.net use subject "PQG"

**Send Address Corrections to**

Cheryl Jacklovich, Membership Chair

cjacklovich@cox.net use subject "PQG"

### About Our Guild

The Prairie Quilt Guild meets on the second Tuesday of each month at the Downtown Senior Center, 200 S. Walnut, Wichita.

Guild meetings are scheduled from 1:00-3:00 p.m. and 7:00-9:00 p.m. unless otherwise announced.

Annual dues are \$25.00 for the period October through September, after April 1 a first-time member will pay \$12.50.

For further information, please contact

President, Judy Ermey, 316-788-1979 or

Past President Mayleen Vinson, 316-655-3876

**To check on possible cancellations of Prairie Quilt Guild meetings due to weather:**

Listen to **Radio Station KFDI 101 FM / 1070 AM**

Watch TV stations **KSNW 3 KAKE 10 KWCH 12**