



PRAIRIE QUILTERS NEWS

The official monthly publication of the Prairie Quilt Guild, Wichita, KS

www.pqgks.com

Volume 37 Issue 10

October 2015

In This Issue

- 1 Janet Stone
- 2 President's Notes
Calling All Orphans
- 3 Workshop Info
Bonus Nov Workshop
- 4 Library Lines
- 5 Mystery Quilt of Valor
- 6 Selvage
September 2016
- 7 Charity Quilts
Thank you
- 8 Common Threads
Quilt Show News
- 9 PQG Board of
Directors
- 10 2015-16 Programs
And Officers
- 11 Outside Activities
Member
Accomplishments



Janet Stone Trunk Show

Janet Stone is about halfway through her plan of designing a series of 26 quilts inspired by the alphabet. A fan of all kinds of fonts, Janet makes whimsical quilts often embellished from her stash of charms, beads and other goodies.

Her quilts have won many awards and she has been a guest on The Quilt Show with Ricky Tims and Alex Anderson. She also designed the BOM quilt for their show last year.

Janet quilts her own quilts on her domestic machine and does some of the best machine quilting ever seen! Come to the October meeting to see her quilts and hear her story.

Cares & Concerns

Please contact Betty McKenzie if you know of any members who need to be added to this list.

- Former member Jean Dixon passed away.
- Gail Kohls passed away on August 10. She was Carol Fox's sister.
- Martha Morlan passed away August 11.
- Former member Connie Leavett passed away September 8
- Gina Carmichael has cancer of the adrenal glands
- Gail Hand has recently had surgery to remove a small number of brain cancer cells

Please write your Cares & Concerns in the notebook

located on the Hospitality Table at our meetings.



President's Notes

By Judy Ermey

Early Days of Quilting

In the late 70's I began noting increased articles and pictures of quilts in craft magazines. This renewal interest in quilting was due in part to the celebration of the Bicentennial of our country. Being a sewer and enjoying needle crafts since I was a teenager, this sparked an interest in quilting.

I had an opportunity to take an adult education class at Derby High School on basic quilting. We learned how to construct half square triangles and a basic pattern block. The tools we used were a pencil, basic ruler and scissors. The process was long and tedious marking on the back of the fabric, the cutting and sewing. But I wanted to learn more.

Other opportunities came along, PQG, opening of quilt shops, a quilt seminar in Albuquerque, NM and all the books and magazines about quilting. Another big change came along with new equipment and tools, especially the rotary cutter and all the different sizes of plastic rulers. Instead of using cardboard or paper templates, now we used various measurements from these rulers. Then people began thinking outside the box ways to construct blocks more efficiently, such as strip piecing. To this day I still enjoy learning new techniques in construction of blocks.

Judy

*Visit our website at
www.pqgs.com*

Calling All Orphans

Its guild tradition that the outgoing president may ask the membership to make a quilt block for her. I know everyone is busy so I'm not going to ask you to make a block. Instead, I'd like to make an "Everything but the Kitchen Sink" quilt using your orphan blocks!

I think all of us have at least one of these laying around – a block that has its points chopped off, wasn't the right size or color or just didn't turn out how you thought it would. It can be any size, any color, and any design. Go ahead, surprise me and if you're really brave, sign it. Of course, if you wish to remain anonymous that's fine too.



If you just can't bring yourself to give me one of your orphan blocks, please make your favorite block or bring a strip of fabric to use as sashing. The only thing I don't want is your UFO since I still seem to have plenty of my own!

I'd like to collect enough orphan blocks to make a throw quilt. Please put your block in the tub near the Membership table at the October, November and December meetings.

Thank you very much!
Mayleen Vinson
Past President

FABRICS CLASSES NOTIONS STENCILS BOOKS PATTERNS

316.558.8899
7011 W Central, Ste. 129
Wichita, Kansas 67212

HOURS
M - Th 10 - 5:30
F - Sat 10 - 5:00

Workshop Information

Please read the Guild Workshop Policies first before registering for one of our speakers' workshops.

Workshops cost \$40.00 for a one-day workshop.

Please check the class description for details about the cost and materials needed for each class. Workshop fees are non-refundable. Supply lists are available at <http://www.pqgks.com/programs.html>.

Please be sure to bring and wear your name-tag at workshops so the speaker will know who you are! Sign up for these classes at Guild meetings.

Workshop Policy

Workshop fees are non-refundable, unless Prairie Quilt Guild determines it is necessary to cancel the workshop. It is the participant's responsibility to find a replacement if they are unable to attend after committing to take the workshop. Workshops will be open to both members and non-members on a first come first serve basis, with an additional fee for non-members. Two months prior to a workshop if it is not filled, it shall be opened to the public.

Bonus

November Workshop

We have a bonus workshop scheduled for Wednesday, November 11 at the Sedgwick County Extension Office. Prairie Quilt Guild's own over-achiever Vera Zahner will be teaching a class on her design, 'The Presidential' bag.



The class will cost \$40 and will be from 9-4. The supply list will be available on our website. See workshop chair Tammy Gross at the October meeting to sign up.



A Unique Quilting Experience offering quilting supplies, various classes, & a fun & friendly staff!

316-684-5855
Monday-Saturday 10am-6pm
(til 7pm, 2nd Tuesday of each Month)
535 W. Douglas, Suite 140 - Wichita
In the Historic Delano District

10% discount when you present your current guild membership card

www.materialgirlsqiltshoppe.com



ITCHIN TO STITCH
We make the Quilt happen

WANDA NUSZ
Quiltaholic - Owner
wanda@itchin-to-stitch.com

1590 20th St.
Severy, KS 67137
NO, we are not downtown

620-736-2040
620-736-2047
www.itchin-to-stitch.com

Singer
Approved
Dealer

Brothers
Approved
Dealer

Pfaff
Approved
Dealer

A-1 SINGER SEWING CENTER

Dawna O'Connor

"We Sell the Best and Service the Rest!"
316-685-0226

Park Lane Shopping Center
1012 S. Oliver
Wichita, KS 67218

1 (800) 725-0226
www.A-1Singer.com

Library Lines

Tami and I are delighted to serve as your guild librarians for another term. We hope that you will come browse the collection of 1900 books and magazines each month and find some that will be helpful to you. Remember, we have books that teach how to do a particular quilting technique and provide patterns for almost every kind of quilt, as well as fiction books with a quilting theme for your reading pleasure. You can see the listing of all the books by accessing the guild's website and clicking on the LIBRARY button.

This year we will again be giving away a free pattern for every time you return items you have checked out from the library. (See, we will even resort to bribery to get you to come visit us in the library).

Also, each month you check out a book, you can enter your name in the library's drawing. We will collect names until December and then we will draw out a name from both the afternoon and the evening meeting's collection (if you attend both and check out at book at both, you can enter

twice each month). The prize will be a gift certificate to attend a workshop of your choice. We see these activities as ways of rewarding the guild members who support us so generously.

Speaking of generosity, we have received so many wonderful donations that we will soon be having a sale offering books and magazines to our guild members at fabulously reduced prices. The proceeds from this sale funds the library for the year. The money not only buys our supplies but also allows us to frequently purchase new titles that you request. Stay tuned for more information on the sales. If you have any books or magazines or patterns that you would like to donate to the cause, you may bring them to us at any meeting. We first consider the donations for inclusion in the collection and then offer the remainder to the membership.

We look forward to serving you for another year and hope you will stop by the library and check us out.

Olivia Jacobs, Library Co-chair



Field to Fabric
Quilt Company LLC
620.229.8540
907 Main Winfield, KS 67156
Mon.-Fri. 9-6; Sat. 9-3

Charlotte's Sew Natural
www.SewNatural.net
Charlotte's Sew Natural
710 N. Main St.
Newton, KS 67114
316-284-2547

Charlotte's Bargain
Fabric & Stitchery
601 SE 36th St., #103
Newton, KS 67114
316-804-4660

Main St. hours: M-F 9:30-5:30 | Th 9:30-8 | Sa 9:30-5
Mall hours: M-Sa 10-5:30 | Th 10-6

2015-16 Block of the Month

Project 1: A Mystery Quilt of Valor

This year we have two projects, one lasting from October through March, and the other April through September. You can finish two quilts if you like, and contribute one to the QOV project and have a different one to keep or give away.

The Mystery QOV is patriotic. You will need the following fabrics. Yardages are approximate; you will have scraps for later use.

Red	1/3 yd	Medium blue #2*	1/2 yd
Light blue*	2/3 yd	Dark blue*	1/4 yd
Medium blue #1*	2/3 yd	White-on-white**	2 yd

* You will need four shades of blue, light to dark. Prints are fine, but overall, the fabric should read as blue, and each blue should be distinguishable from the others.

** The design has a lot of white. While solid white will work, a white-on-white will give your quilt some texture in the open spaces and make your quilt much more interesting to look at.

OCTOBER BLOCK

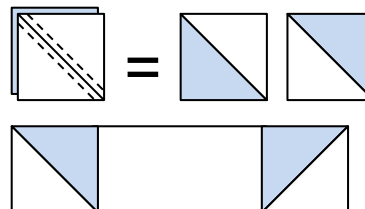
From **medium blue #1** cut:

Eight 5 7/8" squares
Eight 5 1/2" squares

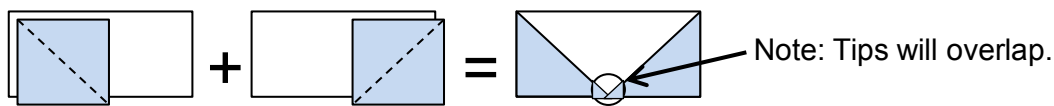
From **white-on-white** cut:

Eight 5 7/8" squares
Eight 5 1/2" squares
Eight 5 1/2" x 10 1/2" rectangles

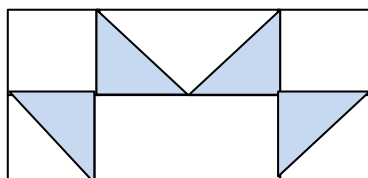
On the wrong side of a white 5 7/8" square, lightly draw a diagonal line. Layer with a blue 5 7/8" square, right sides together. Sew 1/4" seam on each side of the marked diagonal line. Cut on marked line to make two blue-white squares. Press open, seams toward the blue. Join these blue-white squares to the ends of a white 5 1/2" x 10 1/2" rectangle.



On the wrong side of a medium blue #1 5 1/2" square, lightly draw a diagonal line. Layer the blue square on one end of a white 5 1/2" x 10 1/2" rectangle, right sides together, and sew on the marked line. Press the seam open toward the blue. Cut away the excess white and blue corner underneath. Repeat process for the other end of the white rectangle as shown.



Sew a 5 1/2" square to each end of this assembly.



Join the two assemblies to make a 10 1/2" x 20 1/2" block. Make a total of four blocks and save for further instructions!

Direct questions to Cathy Klusman, 316-682-7265, cklusman@cox.net

Selvage September 2016

Mayleen Vinson will be our speaker for September of 2016 and she will also be presenting a workshop involving a selvage project. I asked her to give us instructions on how to cut the selvages properly so that anyone interested in the class can be saving them this year.

Jan Hutchison

It takes a lot of selvages to make a project! If you're "maybe" interested in taking the workshop or if you'd be willing to save selvages for someone who is, here is the information you need to know:

- You'll need the selvage edge with words or dots on them
- Leave at least 1/4 inch of fabric beyond the selvage for the "seam"
- For my own projects, I don't use more than one inch of fabric showing.

How to get enough selvages:

- Cut selvages off your stash fabrics
- Ask your friends to save theirs for you
- Trade selvages if you have too many of one kind
- You can buy selvages but I wouldn't recommend this



If you'd like to save selvages for workshop participants, I'll collect and store them until September. Please put them in a bag and give them to me at a guild meeting.

Questions? Please contact me.

Mayleen Vinson



Charity Quilts: *THANK YOU*

As our year-ends and another is around the corner, I personally want to give a Huge THANK YOU to ALL of those wonderful Angels that have contributed their time, material, and skills to the PQG CHARITY QUILTS.

This year has been one of much growth for me because of you all. I cannot thank you enough. Everyone that has helped with the Charity program deserves an abundance of angel credits.

194 quilts were donated this last year because of you.

Some of the local charities we donated quilts and/or material to this last year were: Pregnancy Crisis Center, YWCA, Victory of the Valley, Men's correctional Facility in Eldorado, Via Christi Neonatal Unit, Wood Ridge Christian Church.

THANK YOU ALL --

HAZEL WALLS

CHARITY COMMITTEE CHAIR 2014-2015

GOT FABRIC????

We do!!!! MASSIVE quantities of quilt store quality fabric at a discounted price. Multiple quilters are downsizing their stash. Large variety of fabric types. Patterns, kits, FQ's, rulers, UFO'S. Most yardage priced \$3-\$5 per yard!!! Scrap bin, up to 8 yard cuts available. Cash or Credit (3%fee).

Don't miss this sale!!

Fri. Oct. 16th 5-9pm and Sat. Oct. 17th 7am-4pm

351 Quail Run Ct.

Andover (Kellogg and 159th)

Our Visitor/Renewal Policy

A visitor is someone who has never been a member before and may visit twice before paying the membership fee.

If a former member would like to attend one of our meetings, they must renew their membership (\$25) to attend a meeting, even if they want to attend just one meeting.

126 North Main
Hutchinson KS 67501
Phone 620-662-2245
www.kscottonwoodquilts.com





Call Village Tours
and ask about
our upcoming
QUILT TOURS!
316-721-4455
or visit our website
www.villagetours.net



**Kechi
Quilt Impressions**
Quilting Fabric, Supplies, Classes & Fiber Arts Co-Op
www.facebook.com/kechiquilt
kechiquilt@yahoo.com

118 E Kechi Rd.
(61st N & Oliver)
Kechi, Kansas 67067

(316) 616-8036
Shop Hours Wed-Sat 10:00 - 5:00
For Special Appt. contact: Stephanie Evans (316) 304-7210

THE SEWING CENTER
2407 W 13th St N
WICHITA, KS. 67203
(316) 832-0819

CHARLEY & BEV SEYFERT
e-mail: staff@kansassewbiz.kscocmail.com
web: www.thesewingcenterwichita.com



NEW & USED SEWING MACHINES • REPAIR SERVICE
FABRICS • NOTIONS • HOME-OWNED



Common Threads

REGIONAL QUILT SHOW

JUNE 16-18, 2016

Entering Your Quilts.....

The summer flew by and now the holidays are looming; I hate to mention that it is less than four months until Christmas. Those deadlines come along so quickly, including those for our quilt show which is in only nine months. Many things can be created in nine months but remember that you must enter your quilts far sooner than that.

We will begin accepting entries for our upcoming Common Threads Regional Quilt Show at the January 12, 2016 Guild meeting. The deadline for entries is the March 8 guild meeting. Remember that this year we have invited other regional guilds to enter our show which means that if you want to be sure your quilt hangs in the show you **MUST** get your entry in early.

The other guilds will be able enter starting in February which gives our members a few weeks to get their entries in first. Space is limited, especially in the judged show, where we have to limit entry to 200 quilts so we don't kill the judge! We allowed that little window of entry time to give our guild members a slight advantage. Please take this advantage and get your entries in early.

If you don't have a quilt ready, don't panic! You are allowed to enter an unfinished quilt, but be realistic about what you can actually finish before the show.

You are allowed to enter a total of up to five quilts in the show. There is a \$10 per quilt charge for quilts entered in the judged show and you will receive the judge's comments for each quilt that is judged. This is a valuable critique from NQA certified judge, Connie Silber.

We want to show our friends and the interested public what quilters in the South Central part of Kansas can do! So quilters, get busy planning your entries in the show.

Bill's Sewing Center

See Us For --

- Brother Sewing & Embroidery Machines
- Elna Sewing & Embroidery Machines
- Janome Sewing & Embroidery Machines
- Classes
- Full Line of Floriani Products
- Riccar & Panasonic Vacs
- Horn of America Sewing Cabinets
- Gift Certificates

5 miles SW of Hutchinson
in Pleasantview • 620-669-8695
Open Mon-Fri 9:30-5; Sat. 9-3

Visit our website
www.billssewingmachines.com
to sign up for our monthly newsletter.

THE PERFECT
Sewing Room

ANITA GOODDESIGN

Coming to Hutchinson

Save the Date

We're hosting an
Anita Goodesign Embroidery Party!
October 9 & 10
9 am - 5 pm each day

When you attend an Embroidery Party you will receive
14 great projects, each with multiple designs and a
full-color tutorial book! You will also receive a catalog
and a design sampler with 8 additional collections!

You'll have a blast learning in a hands-on team-sewing
environment, shopping Anita Goodesign products at
show special pricing, and winning prizes!

Call Bill's Sewing Center at 620-669-8695 for More Details and Reserve Your Seat Now !!

PQG Board of Directors Actions

The Board of Directors took the following actions during their August meeting.

Quilt Rack Sale

The Board accepted a proposal from Helgerson's to purchase our quilt rack equipment. In return for their assuming ownership of our existing inventory, Helgerson's will waive all fees for storage, delivery and set-up of equipment for the quilt display portion of our 2016, 2018 and 2020 shows. As of the 2022 show, the fee for setting up the quilt display will be \$300.

Self-Insurance Account

With the sale of the quilt rack equipment, the Board agreed to decrease the self-insurance fund to \$15,000.

Publicity Job Description

The Board agreed to a revision in the Publicity job description which included deleting two items from the current job description: 1) To collect news articles, pictures, etc. from newspapers and magazines about PQG and/or its members and preserve a scrapbook, and 2) to

keep the PQG Facebook account up to date with current information and answer questions from Facebook users.

Educational Grant to Kids' Camp

Grant requests over \$500 must be approved by the Board of Directors. They approved a grant of up to \$575 for the purchase of electrical equipment – surge protectors, extension cords, etc. – that were required by the Fire Marshall

Electronics Policy

The following policy recommended by the Technology Chair was approved: "Passwords for all Guild laptops should be the same. All Guild laptops are for Guild use only, and nothing for personal use should be installed on them. No Guild software should be uninstalled from Guild laptops."

Submitted by Cheryl Nordstedt, Secretary



Central Kansas
2015

Quilt
SHOP / HOP

17th Annual

Fabric & Friends

October 2, 3 & 4
Fri. & Sat. 9am - 8pm, Sun. 11am - 4pm

www.centrankansasquiltshophop.4t.com

10 Participating Shops

- Charlotte's Sew Natural - Newton
- Cottonwood Quilts - Hutchinson
- Hen Feathers - Wichita
- Kessler Kreations - Hillsboro
- Itchin to Stitch - Severy
- Material Girls Quilt Shoppe - Wichita
- Needle in a Haystack - Severy
- Picket Fence Quilt Company - Wichita
- Prairie Flower Crafts - Alden
- Stitches Quilt Shop - McPherson

Exclusive 2015 fabrics from Timeless Treasures. Collect the kits of 10" squares to create a layer cake for the Quilt Samples.

Viewer's choice mini-quilt contest . . .
"Where's the Wheat?"

Registration and Details on our website and available at each shop!

2015-16 Programs

Speakers with an asterisk will also be doing workshops.

2015

October	Janet Stone	Overland Park, KS
November	Gail Stepanek	New Lenox, IL
December	Christmas Party – TBD	

2016

January	TBD	
February	*Kathy McNeil	Tulalip, WA
	https://www.kathymcneilquilts.com	
March	*Lori Triplett	Overland Park, KS
	http://www.quiltandtextilecollection.com	
	The Poos Collection	
April	*Bonnie Hunter	Wallburg, NC
	http://quiltville.blogspot.com	
May	*Sue Garman	Friendswood, TX
	http://www.suegarman.blogspot.com	
	http://www.comequilt.com	
June	Nancy Arseneault	Tucson, AZ
July	*Lea McComas	Superior, CO
	http://www.learmccomas.com	
August	Tim Latimer	Lansing, MI
	http://www.timquilts.com	
September	*Mayleen Vinson	Haysville, KS
	http://www.qisforquilt.blogspot.com	

2015-2016 PQG Officers

President	Judy Ermev
Vice-President	Jan Hutchison
Vice President Elect	Vera Zahner
Secretary	Ann McColey
Treasurer	Patty Ingalls
Finance	Christine Mies
Advertising	
Hospitality	Stephanie Pierce
Membership	Cheryl Jacklovich
Newsletter	Joyce Miller
Publicity	Eric Peterson
Workshops	Tamara Gross

Members at Large:

Afternoon: Linda Fiegel, Nancy Staton

Evening: Betty McKenzie, Lee Miescher

Mayleen Vinson will serve as immediate Past President

Nominating Committee:

Afternoon: Cathy Beverage, Susan McMillan

Evening: Shirley Binder, Kendra McBroom

Alternates: Donna Bradbury, Rose Marie Mintz

*Thank you for having your
Membership Card ready at the door
as you enter!*

Visit our website at www.pqgks.com



101 S. Main St., Hennessey, OK 73742
405-853-6801 | M-F 9-5; Sat 9-4

FIND US ONLINE AT www.quiltnow.com
CHECK OUT OUR BLOG, www.sewartyfarty.com

FOLLOW US ON:



Outside Activities

If any member is aware of other Outside Activities, please inform Newsletter Editor.

- Sept 30 – Oct 3, 2015 Des Moines Area Quilt Show, Building Friendships through Quilting, Iowa Events Center, (Hy-Vee Hall), 730 Third Street, Des Moines, Iowa www.DMAQG.org or librarylady106@gmail.com
- October 16-17, 2015 MOKA (Missouri, Oklahoma, Kansas, Arkansas) Quilt Study Group – Oklahoma, “Commemorative Quilts – the Making of Meaning”.
For more information, see Flyer table at guild or contact: mokajwilks@hotmail.com
- Saturday Oct.24, 2015 Emma Quilt Guild, Fall Quilt Tour 6 homes in Newton and Hesston 9-4, \$10.00
contact: Ruth Vogt at 620-217-9102 or ruthvogt46@gmail.com



Members' Accomplishments

And Recognitions

Hoffman Challenge

Linda Beachy-Hughes won Best First Time Entry Mixed Technique for her “Mandalay Mandala” entry in the Hoffman Challenge! Linda’s quilt entry and those made by David and Teresa Duwe will travel this September through October 2016. Linda’s quilt will be at the 2016 Road to California Quilt Show and Teresa’s entry will be on exhibit at the International Quilt Festival in Houston this fall.

Just a reminder -

Doors open to members and visitors at noon and again at 6 pm, one hour before our guild meetings begin. Our speaker, board members and committee chairs are busy setting up and preparing for the meeting.

Bill's Sewing Center

Sales & Service

Steve & Evelyn Miller, owners

6411 W. Morgan Avenue

Hutchinson, KS 67501

620-669-8695

www.billssewingmachines.com

billssew@hotmail.com

brother
of your choice

elna

JANOME

RICCAR



Downtown Location
111 S. Pattie
Wichita, KS 67211
Mon – Fri 8:30 – 5:30
Sat 9:00 – 4:00
316.262.3438
Midwestsewing1@gmail.com



www.midwestsewing.net
Serving Kansas Since 1955

Authorized Dealer for
Bernina Babylock Janome
Happy Handi Quilter
Simplicity Vacuum



West Location
7130 W. Maple, Suite 260
Wichita, KS 67209
Mon – Fri 10:00 – 5:30
Sat 9:00 – 4:00
316.722.9737
west@midwest.kscoxmail.com



Prairie Quilt Guild, Inc.
P.O. Box 48813
Wichita KS 67201-8813

**TIME VALUE
DO NOT
DELAY**

**NONPROFIT ORG
US POSTAGE PAID
WICHITA KS
PERMIT NO 276**

1/8 Page (2" x 1 Column) \$12.50, **\$137.50**
1/4 Page (4" x 1 Column or
2" x 2 Column) \$25.00, **\$275.00**
3/8 Page (6" x 1 Column) \$37.50, **\$412.50**
1/2 Page (8" x 1 Column or
4" x 2 Column) \$50.00, **\$550.00**
1 Page \$100.00, **\$1100.00**
2 lines rummage \$5.00

Next Meeting October 13

Next Guild Meeting—October 13

Newsletter Deadline—October 16

Joyce Miller, Newsletter Editor

news@pqgks.com

Cheryl Jacklovich, Advertising Chair,

cjacklovich@cox.net use subject PQG

Send Address Corrections to

Cheryl Jacklovich, Membership Chair

cjacklovich@cox.net use subject PQG

About Our Guild

The Prairie Quilt Guild meets on the second Tuesday of each month at the Downtown Senior Center, 200 S. Walnut, Wichita.

Guild meetings are scheduled from 1:00-3:00 p.m. and 7:00-9:00 p.m. unless otherwise announced.

Annual dues are \$25.00 for the period October through September, after April 1 a first-time member will pay \$12.50.

For further information, please contact

President, Judy Ermey, 316-788-1979 or

Past President Mayleen Vinson, 316-655-3876

To check on possible cancellations of Prairie Quilt Guild meetings due to weather:

Listen to **Radio Station KFDI 101 FM / 1070 AM**

Watch TV stations **KSNW 3 KAKE 10 KWCH 12**